

Swindon
Young
Musicians



AT A GLANCE GUIDANCE FOR SYM RESTARTING IN APRIL 2021

PROCEDURE FOR ATTENDING SYM
DURING COVID-19 PANDEMIC



Supported using public funding by



ARTS COUNCIL
ENGLAND

Swindon
music
Service



MUSIC
MARK

Hub Partner
Member

What cleaning regime and PPE is available at SYM?

What cleaning regime and PPE is available at SYM?

Upon arrive at the Platform, students will have their temperature checked. If their temperature is 37.8C or greater, we will ask you to take your child home.

Hand sanitiser is available at the front door and further sanitisers will be available throughout the building.

Each student will be signed in by a member of staff taking their name and contact details in order to assist for any track and trace requirements. Parents can assist the students with signing in but will not be permitted to stay and will need to be at the rear door on Reading Road to collect their child at the end of their session(s).

Students will need to be wearing a face mask as they enter the Platform and will be instructed when they can remove them from time-to-time.

Each area will be cleaned between the different sections with a 15-minute cleaning time allocated. This will be done with a disinfectant spray and wipe over.

Each pupil will have their own music folder and music that will not be shared with anyone else.

There will be one stand for each student and there is to be no sharing of music or stands.

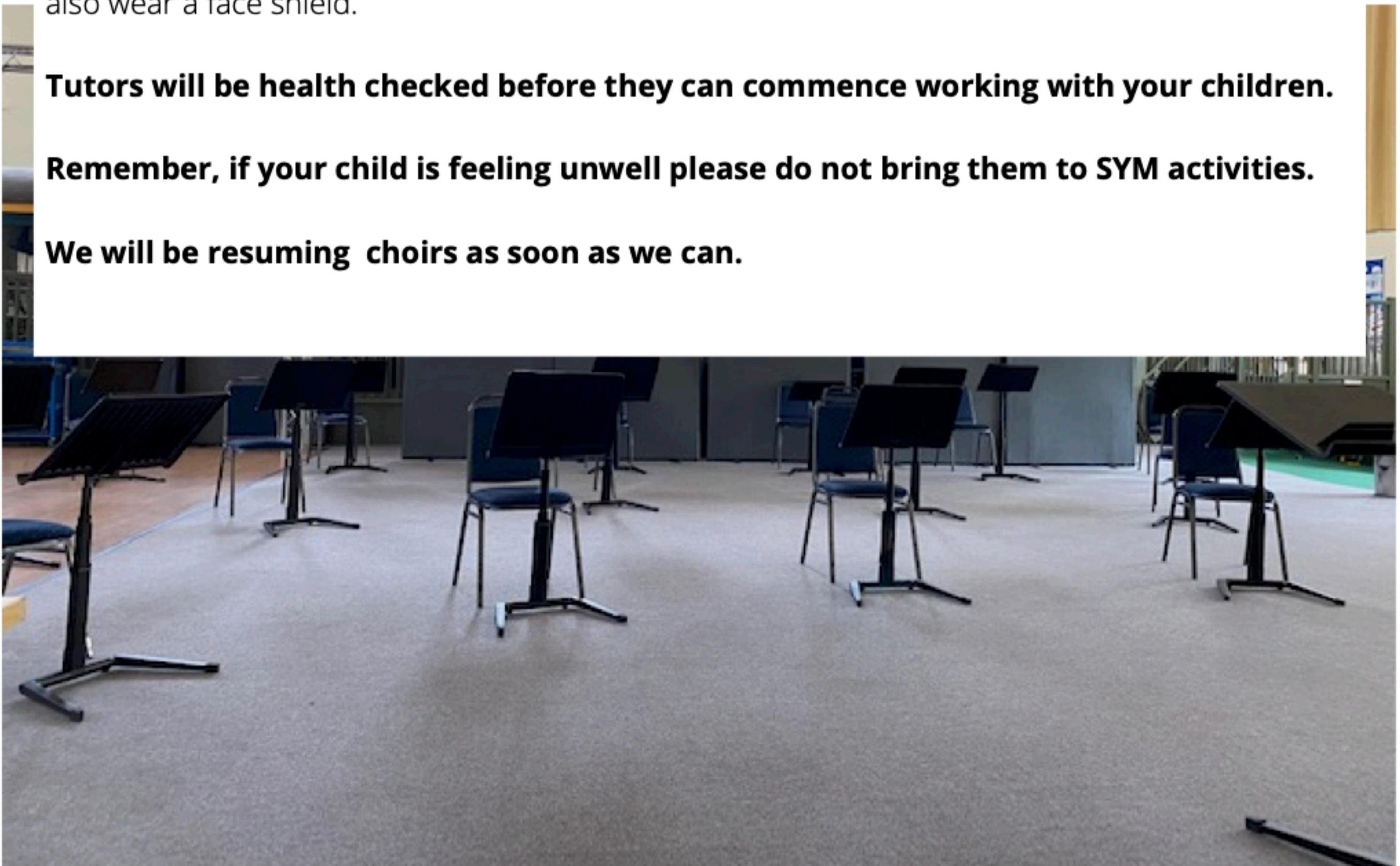
Screens will be used where necessary for further protection.

Tutors/conducutors leading group activities will wear a face mask at all times and in some cases will also wear a face shield.

Tutors will be health checked before they can commence working with your children.

Remember, if your child is feeling unwell please do not bring them to SYM activities.

We will be resuming choirs as soon as we can.



GENERAL CONSIDERATIONS FOR SYM ACTIVITIES

Masks should be worn by all students and staff prior to entering the rehearsal room. Masks should continue to be worn until all students are seated and ready for instruction (example, long rests, sectional work, moving around the room, etc.)

No talking should occur in the room without a mask being properly worn.

In instrument groups where a mask cannot physically be worn the mask should be worn over the chin and replaced during periods where the student is not playing.

No talking without a mask.



Social distancing should occur. Currently that distance is a 2m x 2m space around each student with the student sitting in the centre.

This may reduce the number of students that can fit in a performing area/rehearsal room. Straight lines will be used as curved setups can affect the aerosol movement in a room.

Students should sit all facing the same direction, back to front to minimise potential exposure.

Trombones should have an additional 1m of distancing making their space 3x2m. The player should be seated 1m in front of the back line, leaving an additional 2m in front of them due to the extended nature of the instrument and slide that can be in extended position.

Spit valves should not be emptied on the floor. Recommend using a puppy pad (or similar) to catch the contents of the spit valve and discard.

Storage areas should be managed to limit the number of students at a time in the room. Anyone who enters the room should bring a 70% alcohol wipe to wipe all surfaces before and after touching. The wipe should be discarded properly upon leaving the storage area.

Tutors should consider using a portable amplifier to keep their voices at a low conversational volume.

Students should also ask questions in a low conversational volume with a mask.

Tutors are assumed to talk the most and as a result should wear the most efficient mask possible that is readily available, which are surgical masks or/and a face visor.



What the science tells us!

Flutes	1.5m front of the player 0.8m from the end of the flute
Other woodwind except saxes	1.5m
Brass and saxophones	2m from the bell

For most woodwind instruments therefore, 2m distancing should be observed.

Air blown across flute mouthpieces is particularly laden with aerosols and 2m must be regarded as a minimum.

For safety, brass and saxophones should be given more space, perhaps 3m.

Bass clarinets should be treated similarly, owing to their upward-facing bell. Plexiglass screens would provide additional protection to players in front of them.

Most woodwind instruments point downwards, so bioaerosols will largely fall to the floor.

Brass instruments expel air either forwards or upwards: again, larger aerosols will fall under gravity but those below ten microns will remain airborne.

Good ventilation, ideally overhead extraction, will help to disperse and remove these.

Much has been made of demonstrations that air from a trumpet does not blow out a candle. This is because the flare of the bell slows the airflow down and spreads it out as it leaves the instrument. The issue however is still that the smallest aerosols in that airflow will remain airborne and circulate on air currents within the room, hence the emphasis on ventilation.

Players should be discouraged from lifting their bells high, as contaminated water in the instrument can run back into the player's mouth.

Water keys should not be vented directly onto the floor.

Two American studies cultured a surprising variety of bacteria from both woodwind and brass instruments. Newspaper or paper towels should be provided to soak up water (in Norway, anti-bacterial paper is recommended) and players should clear up their own. Alternatively, a small pot containing detergent would also be effective.

The backline of rock groups should be able to observe current recommended social distancing. They should minimise moving and should mostly face forwards. Singers should face forwards; tutors should stay at least 2m distant and not move in front of them while they are singing.



Conductors should stand 3-5m beyond the front row of wind or brass and may wish to consider a plexiglass screen or similar. For strings and orchestras, 2m will suffice. Social distancing means that each player will require their own music stand. Ideally, each player should keep their own music. Photocopies of most music can be made under the [Schools' Printed Music Licence](#) and the [Music Service Printed Music Licence](#). N.B the schools' licence does not cover peripatetic instrumental and vocal lessons; and hub partners and commissioned organisations will not be covered by these licences.

Peripatetic instrumental and vocal lessons



As far as possible, individual and small group lessons should be held in rooms that can be ventilated well.

Minimum recommended social distancing (or 2m distancing for brass, flute and saxophone) must be maintained and groups may have to be split up.

Woodwind and brass tutors will insist on proper cleaning and drying of instruments at the end of lessons but should not allow students to blow or tip water out of instruments in the teaching room. Newspaper, paper towels (or anti-bacterial paper) or pots containing detergent will be provided for venting of water keys and players should remove and dispose of their own at the end of the lesson.

Students come and go but tutors are often in the teaching room for extended periods. Their exposure to multiple people and to the same air possibly for some hours puts them at greater risk. A plexiglass screen may help and they may wish to consider a mask (albeit singers, woodwind and brass players will have to remove it to demonstrate). SYM will be providing screens between tutors and pupils during lessons.

It is sensible for us to timetable additional breaks to ventilate rooms periodically. It should hardly need saying that nobody should ever play anyone else's mouth-blown instrument.



Documents that have informed this Guidance:

Government Guidance for Out of School Settings.

Music Mark - Music Unlocked

Music Service Guidance for Cleaning Musical Instruments

Music Service Risk Assessment for Musical Activities at The Platform

Links

SYM Risk Assessment (Click the picture below to view the Risk Assessment)



The screenshot shows a 'Risk assessment for : The Platform Music Service' form. It includes a table with the following details:

Field	Value
Risk assessment title	COVID-19 Risk Assessment - SYM at The Platform
Assessment type	General
Assessor name	Peter Clark
Assessor job title	General Music Service - The Platform 001-001
Assessment date	20/07/2020
Revision number	1
Assessment by	
Assessment date	

Below the table is a 'Description' section with the text: 'This Risk Assessment is for SYM activities at The Platform. Due to the emerging evidence and changes to Government Guidance, it is vital that the most up to date guidance for your country is referred to. This risk assessment sets out the controls that will be in place for the activities and events at The Platform in order to reduce the risk of the transmission of the Covid-19 virus and demonstrate that the organisation is Covid Secure.'

SYM Activities (including Rockpod & Rock School) and individual instrumental lessons Timetable [Click here](#) to view the new timetable for activities and lessons starting in September).

SYM Online Resources [Click there](#) to access online resources for those wishing to take part in activities from their own home. These resources are password protected and will only be available for those pupils who have signed up to SYM subscription.

Frequently Asked Questions FAQs) [Click there](#) to access our FAQs, which will be updated from time-to-time